

# REVOLUTIONISING

## Central Video Management Platform

# SOFTWARE

## DIGIFORT IS AN OPEN ARCHITECTURE

### VIDEO MANAGEMENT SYSTEM (VMS)

Today's Digifort's is an award-winning VMS - a truly open platform, offering unrivalled integrated solutions combined with the highest-quality performance, and compatibility with one of the industry's leading technology partners. Digifort is founded on a performance-driven architecture while providing stability and one of the most responsive and lowest CPU and RAM demanding VMS in its class. It is creating an environment which is exceptionally light on IT infrastructure costing much less in hardware and ongoing maintenance.

### DIGIFORT MISSION

To introduce a new concept in security, changing the way companies of different sizes act within the security and video monitoring intelligence areas. To meet and excel our customer's needs, maximizing their investment, delivering high performance, reliability and ease of use.

## DIGIFORT ON THE PACE

"Without change, there is no innovation, creativity, or incentive for improvement. Those who initiate change will have a better opportunity to manage the change that is inevitable." At Digifort, our focus is on delivering innovation that helps our customers work smarter, do more and have freedom of choice.

## SUPPORT FOR 99% OF THE NETWORK

### CAMERAS BOTH NEW AND OLD

As an open platform VMS company and a certified ONVIF global partner, we support nearly every camera in the market today. With Digifort, even the camera integrated from day one is still working with the latest version of Digifort.



### Support ONVIF

Certified ONVIF global partner. We are fully compliant to Onvif Profile S, G and T.





Discover Digifort Difference

# DIGIFORT GLOBAL

Resellers, partners, around the world.

## A Robust Surveillance Platform

### Enterprise-scale will bring complexities.

- ☑ It's critical capturing a complete picture of events.
- ☑ Integrate new and innovative technologies.
- ☑ Increasing no. of cameras and sensors.
- ☑ Reliability, scalability and IT management.
- ☑ Compliance and regulatory demands.
- ☑ The increasing need for data storage and retention.

Complex

Challenging

Costly

### Putting It All Together is

MAKE THE RIGHT CHOICE

### Enterprise grade, global and proven

Digifort VMS is

- ☑ Enterprising without the complexity.
- ☑ Fast and offer simplified deployment.
- ☑ Light on IT infrastructure - cost effective.



No annual charge



No support fees



Free upgrades within the same version.




Huge list of inclusive advanced features.

# OUR FEATURES



## Powerful Archiving Solution

Whether you simply need an automated archive backup, or a cloud storage, we have got you covered.



## Control Room Video Wall (Virtual Matrix)

Integrations with video wall solutions and our very own Virtual Matrix feature. The performance of the Virtual Matrix has been designed & optimized to support large amounts of monitors. Digifort's capabilities in any size control room or operator's room is simply amazing.



## Rapid Failover

Digifort offers one of the most reliable and rapid redundancy feature, Failover and Failback. Digifort's failover mechanism is very flexible and can be fine tuned to meet the highest standard when it comes to speed, performance and reliability.



Takes only **3 to 15 seconds on average.**

That's **FASTEST** in the industry

## Accessing Access Control & other Network Devices

Nowadays, VMS software alone does not cover all the customer's needs in today's market. To help you build smarter systems, we have made it possible for popular brands to "Talk" to our VMS natively or via middleware and gateway.



## Put Multiple Pieces Together to Address Your Unique & Evolving Needs

Digifort's key integrated elements are coming together to create a cohesive and single command control platform, so everything will be taken care of. Through close collaboration with industry leaders, we bring you the cutting edge technology of today.



# Rapid Failover

**Pick & Choose cameras/objects to fail-over based on it's importance.**



IT Outage or Interruption



Server Failover

**Digifort Failover is comprehensive which include failover of the following:**

- ✔ VMS-Camera Stream
- ✔ VCA
- ✔ LPR
- ✔ I/O devices.
- ✔ Maps
- ✔ Operational Maps
- ✔ Global Events

# Enterprising Features



## FOLLOW ME Object Links to a Camera

### Camera Links

Create a link between the cameras providing a seamless ability to follow a person through different cameras, live and playback. Each link (an embedded image like an arrow or a zone) will update the live screen image to a linked camera image where the person will appear next.

### Object Links

Activate alarms or global/manual events such as opening a door or trigger a siren or public announcement directly from the camera view. The overlay can also be objects in Digifort like Map, Web Browser, Analytics, LPR even PTZ Presets.

PR EN

### Edge Playback\*

Connect your NVR & DVR to Digifort using edge license\*  
Keep your legacy system (nothing is thrown away).  
View live and playback from your NVR/DVR. Run analytics on existing cameras.  
\*Subject to integration.

PR EN



### Edge Analytics

Both LPR & VCA system now supports an Edge analytic cameras which runs embedded analysis algorithms on the cameras.

ST PR EN

### Edge recording & self-healing

Edge recordings are possible on certain integrated cameras. Record on the camera's SD card when there is a network disconnection. This video will be transferred back to a central server as soon as the network connection is restored.

EN

### Virtual Matrix

Virtual Matrix allows sending all objects on the screen along with its configurations to any monitor (Current media profile, zoom position, 360 lens position, image filter and motion detection). Virtual matrix can be performed from Digifort Mobile client app on any smartphones. This includes a live view as well as playback.

ST PR EN

### Server Health Monitoring Event

It is possible to monitor CPU and RAM of the server and trigger events in case of abnormality.

EX ST PR EN

### Digifort Insight

Insight is a live screen capture software that works as an IP camera. It generates a continued video stream from the chosen computers to the Digifort server. PC control is only available for PR and EN.

ST PR EN

### HTTP Events & Actions

Integrate any 3rd party System or Device using standard HTTP events and actions to trigger our Global events rule in Digifort.

PR EN

### Virtual I/O

Tool that can be explored to create complex automation and alarm scenarios combining logical and physical events.

ST PR EN

### Recording on Motion

Digifort leverages multi-streaming capabilities. It can use different stream (low resolution eg. CIF) for motion detection in order not to overload your CPU. This leads to savings on hardware.

EX ST PR EN



EX ST PR EN

### Network Audio

Transforms security system from a passive, reactive solution into a proactive deterrent. Add a network audio device as a second step to deter an activity by "saying" an announcement or delivering an alert.

Easily broadcast a live message instantly or speak to a person at the gate through the intercom.



### Audio Level Detection

Digifort can now analyse the audio level of an environment and trigger events in case the audio level is over or below a specified limit by for a minimum amount of time.

ST PR EN



### Reports will have Authentication code.

This code is required to view the original archived reports for legal purposes.

- ✔ Reports will have Authentication code.
- ✔ Printed documents will have a unique Authentication code.

EN

### Selection of Multicast Network for Relay

Digifort allows the selection of a source network for sending images using multicast.

EX ST PR EN

### Digifort has outgoing RTSP server builtin for safe third party video retrieval

EX ST PR EN

# Enterprising Features

## Maps

A comprehensive overview of your security systems. Helps to improve operators efficiency when monitoring and to handle real-time events and changes in the status of security systems

### E-mail notification

Personalization of the title of emails sent by the system (add a company name & logo).

- ✔ Attach multiple images up to 5.
- ✔ Attach a video playback link.



### Integrated Web Browser

Integrated Web Browser Support for embedded browser of a 3rd party product or any website in Digifort Surveillance Client. Can be saved inside views and can be sent to Virtual Matrix.



### Privacy Mask with Blur

The Privacy Mask feature now allows blurring areas of image as an option instead of a total blackout of the area.



### Audits

Digifort users can conduct a comprehensive examination of the whole Digifort systems. You can probe into any actions of users, errors, events and device failures.



### Event logs

Events related to servers, analytics, device, recording, communications, alarms, Audio detection and global events can be audited.

### User Activity logs

Any activity performed by the user can be audited such as which camera was viewed, exported, changes made as well as PTZ pre-sets triggered plus more.

### Screen Style

Digifort VMS solutions provide unlimited screen style creation. This flexibility gives the customer more control over display options.



### Synoptic Maps

Supports creation of multi-level maps, Google maps with camera auto population advanced engine.

- ✔ Create Maps with objects from different servers.
- ✔ Import static image of maps from Google Maps.
- ✔ Configure the field of view for any camera on the synoptic map.
- ✔ Allows real-time representation of the current position of the PTZ camera.
- ✔ Interactive Maps
  - Enables / disables devices on the map
  - Device status monitoring (on / off).



### Operational Map

#### Event Maps

Position of the event on the map, in real-time, creating a powerful visualization and navigation interface that offers a detailed view of the locations where events are taking place thereby speeding up response to the event.



#### Navigation Maps

- ✔ Provide an overview with the geo-positioning of all the cameras.
- ✔ Access to these cameras through icons referenced on the map.
- ✔ Display objects from multiple servers automatically.

#### Vehicle Path

The LPR records query system now has integration with Google Maps, allowing you to display all the recognition points of a plate on the map, giving you a trajectory of the vehicle in question.



Send e-mail to a group of contacts

Show camera snapshots from the moment of the event on operator screen

Request operator acknowledge

Play pre-recorded audio clip on selected devices

Call presets from Camera/PTZ

Activate output action scripts (e.g., trigger a message through a network horn speaker)

Activate or deactivate system objects

Send HTTP request to Digifort or to any third party application

Create a bookmark

Download recordings from devices with edge recording support

Play alarm-sound in surveillance (can be customized tone or a message)

Send an instant message to the operator

Create timer event

Show objects to the operator. The objects will be displayed in the same pop up

## Global events (Rules configurations)

Global and Manual Events are rules that can link any event from the Digifort system or any other device events (can be 3rd party subject to integration) or an application to trigger a powerful notification or alerts to the operator.

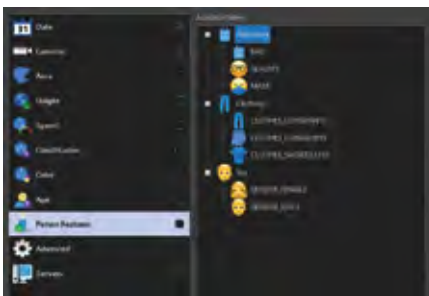




# Enterprising Features



Searching for people wearing red



AI Video analytics metadata search engine filters

## Analytics Metadata Search

With Digifort's metadata search, it is even easier for the operator to search the events available in the system. This search allows filtering by the metadata received by Digifort (either via Digifort analytics or edge analytics), making all data received by the system available in a filterable and easily located sections.

Filters such as color, age, classification, height, speed and many others can be used to search with the desired detail, making searches such as "40% red car above 40km/h" possible if the system has data to do so. In addition, the metadata search screen itself already presents all the objects that fit within the selected filters, also presenting a player in the lower right corner so that the operator can visualize the event happening with fluidity.

PR EN

## Analytics Heat Map

Generate a heat map based on the result of the analytic metadata search, according to the filters configured in the search, making it possible to visualize the frequency of objects in a given camera.

EN



Heat Map from the recorded metadata



VMS · Solution · Choice

# RAPID REVIEW & POWERFUL EXPORT FUNCTION

Search many hours worth of recorded video in less than a few seconds using any combination of Smart search, Thumbnail view and bookmarks.

## ► Playback



### Thumbnails search in playback

Media Player will display a thumbnail of different recording times, allowing you to quickly locate a desired scene. It is possible to generate thumbnails based on:

- ☑ Time slice where the system will display thumbnails with fixed time interval.
- ☑ Custom choice of the time interval.
- ☑ Size / quantity of thumbnails on the screen.
- ☑ The system also allows you to search for thumbnails of bookmarks only.

EX ST PR EN



### Bookmarking

- ☑ Manually or Automatically (using the global or manual event rules) create Bookmarks to highlight critical events and related video. \*Quick review with bookmark reports.
- ☑ Bookmark Report.

PR EN

### Evidence Blocking

Protect recordings against deletion by locking it. Once the evidence is blocked, it cannot be deleted or overwritten until it is un-locked.

PR EN



### Smart Search

Smart search allows users to search for motion activity that occurs only on the selected areas of the video footage during playback. It saves time by searching only on the areas of interest.

ST PR EN

### Multiple-thread media playback

The video playback and playback system (Server-Side) uses multi-threads to ensure better performance when reading the images and sending them to the clients.

EX ST PR EN



### OVERLAY on Cameras

During playback, click on an object link of the camera and the system will switch to the linked camera view. Even if you have selected only one camera for review, by clicking on the link, Digifort will automatically load the linked camera view to your playback screen.

PR EN

### Sequence Exporting

The sequence performed above, including the layout view you have selected (single view or multiple views), can be saved and exported in the same sequence. This exported video will playback with the same sequence, automatically.

- ☑ Follow a suspect and export the exact sequence-Suspect trace.
- ☑ Every view, in the order that you have performed, will be saved and exported.

PR EN

## ► Playback from Archives

Playback from archives (NAS or cloud) is made easy. The access to this cold storage is identical to the way you access playback from your connected cameras. Simple!

EX ST PR EN

### Protect Video Exporting

An option to have password protection and encryption on exported video.

EX ST PR EN

### Video Export Options (Watermark is available in all options)

- ☑ Native (Password protection available)
  - ☑ MP4 (Export videos and photos straight to WhatsApp)
  - ☑ AVI (2 codecs provided, XviD MPEG4 & H.264)
  - ☑ JPEG
- When using JPEG option you can choose any number of frames per second, minutes, hours or days. This is useful when you wish to export a video to see the construction of a building going up in minutes, which took months to build.
- ☑ Limit the media size
- This option is used in mission-critical situation when you need to exports days of videos.

EX ST PR EN

### Instant Replay

Review an incident an operator just saw, immediately. (Backwards Playback-up to 6 hours)

Short-cut F4

EX ST PR EN

### Instant Freeze

Freeze your live view.

EX ST PR EN

## ► Printing

### Media Player Printing

The image printing tool from media player will now add the image of all cameras (or just the selected one) from playback into the report, creating 1 page of the report of all camera.

- ☑ Image snapshot
- ☑ Camera name
- ☑ Date & time of capture
- ☑ Operator's name
- ☑ Date & time of printing
- ☑ Operator notes
- ☑ Serial bar code
- ☑ Customizable logo

EX ST PR EN

### Image Cropping

Crop the camera image from media playback, by using this feature. The system administrator can select an area of the image that he/she wishes to keep visible for the users.

ST PR EN





# FAST & INTUITIVE



## Dynamic Scaling

Digifort now supports: NVIDIA Intel Quicksync  
For hardware decoding support.

Use of multi-threading for H.264 and H.265 helps with the excelleration of video decoding on ultra-megapixel images.

**Load balancing:** Decoding will off-load to CPU when GPU is overloaded.



## Stop streaming of superimposed cameras

The Surveillance Client stops the transmission of images of superimposed cameras. Cameras might be superimposed when the user selects one camera in full screen. In this case, all cameras that are below (Not being displayed) will be deactivated, saving bandwidth and CPU resources.



## Research & Reporting

Digifort lets you easily generate reports from any analytics event in a variety of styles including line, bar and pie charts. Set advanced filters and create comprehensive reports within minutes. Valuable business intelligence at your fingertips.



## Multi-Processor Scalability

Digifort's powerful memory manager allows greater scalability when using multiple processors. It reduces CPU usage up to 50% in servers with high processing volume and multiple cores.



## Customized positioning of alarm screens

Customize how the alarm windows are organized on a monitor in the Surveillance Client, instead of being positioned automatically. PRIORITY alarms are possible to appear in red bordered pop-ups




## Language Support

Digifort software is written in 19 different languages: English, Portuguese, Spanish, French, Turkish, Traditional Chinese, Simplified Chinese, Italian, Russian, Polish, Dutch, Czech, Lithuanian, Japanese, Korean, Hungarian, Thai, Persian and Arabic.

### Automatically change system language per user.

The client's language (Administration, Surveillance and Web) can now be changed dynamically for each user logged into the system, overwriting the computer's language option.



## Digifort Design Tool

The Digifort Design Tool is a web tool designed to assist the users in determining the best choices for best performance in the building of their servers and client stations, including storage required.

- Number of Servers (for the need to divide the total number of cameras)
- Processor to be used
- Memory Amount
- Amount of Disk Space (Storage)
- Operating System Indications
- Hardware Indications for Monitoring Clients (Workstations)

► [www.digifort.com/design-tool.php](http://www.digifort.com/design-tool.php)

# Apps Digifort Apps



## Digifort Mobile Client

A powerful app that allows monitoring all your Digifort Servers in your smartphone & tablet. It is a mobile solution for:

- ✔ Live View
- ✔ Digital Zoom
- ✔ PTZ control including pre-sets
- ✔ Playback with Thumbnail
- ✔ Global Event Activation
- ✔ Virtual matrix (live view and playback)
- ✔ Share image straight to WhatsApp™



## Digifort Mobile Camera Pro



Bidirectional audio between the Surveillance Client and the Smartphone that is transmitting, allowing clear and efficient 2-way communication. Encoding and video transmission in H264, which allows for better resolution and image quality while considerably decreasing bandwidth usage when streaming to the server.

Receive Streams from your phone installed with Digifort Mobile Phone App. for recording. Live video streaming with Audio, turning your smartphone into a mobile camera for fleet, patrol guards, police, or anyone connected to Digifort VMS.

Smartphone's geo-positioning integrated with Digifort's Operational Map, showing in real-time the exact position of the device and allowing monitoring on the Surveillance Client's map with real-time tracking.



## Digifort Mobile LPR

Designed to be used by Law Enforcement on the field for automatic license plate search. Results of LPR processing will be displayed instantly on the mobile app. Can also work with external LPR Database.

You can check by streaming video, uploading a snapshot image or manually typing in the plate number.



# Accessory



## Digifort Keyboard - DGF-KB1000

The keyboard controller has been developed exclusively for the Digifort system to provide faster and easier control over your entire operation.

### Features

- ✔ Ability to show specific cameras on the screen.
- ✔ Activate/deactivates the motion detection on the surveillance client. Quickly saves a snapshot of the selected camera.
- ✔ Event triggering.
- ✔ Blocks/unblocks the PTZ control on the selected camera.
- ✔ Calls a preset from the index and changes the PTZ patrol.
- ✔ Starts and pauses video playback, selects recording times, fast forward and goes back on the recording.
- ✔ Screen for camera identification allows the user to visualize important information.
- ✔ Simply connect to USB port and you are ready.



## CONTACT US

Ville Verte,  
Ouled ben amer RP 3011 k6,  
Casablanca, Morocco.  
Tel : +212 (0)522 012 928  
Tel : +212 (0)529 044 345  
Fax : +212 (0)529 044 201  
e-mail : [info@melint.com](mailto:info@melint.com)

[www.melint.com](http://www.melint.com)